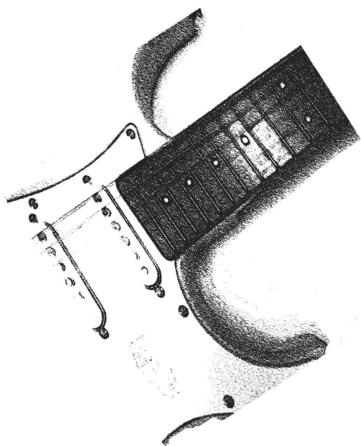
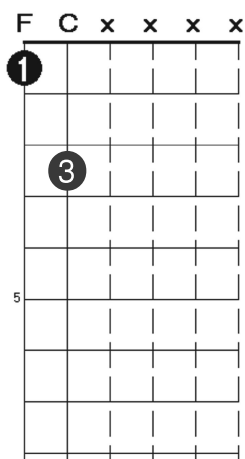


POWER CHORDS - 1

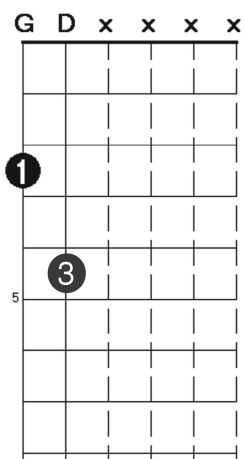


Power chords are great for playing rhythm using the lower tones of the guitar. The chart shows the most common position for fingering power chords. There is no difference between a major or minor chord.

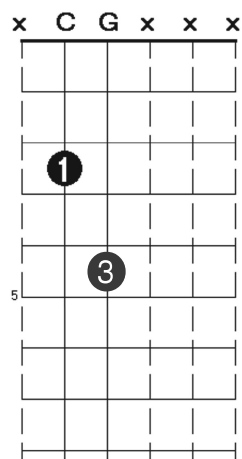
The root note indicates the chord played.



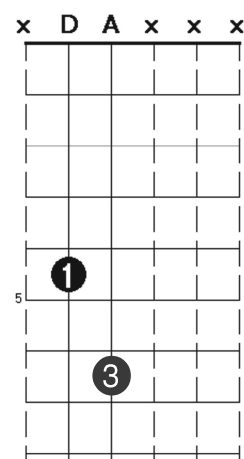
F



G



C



D

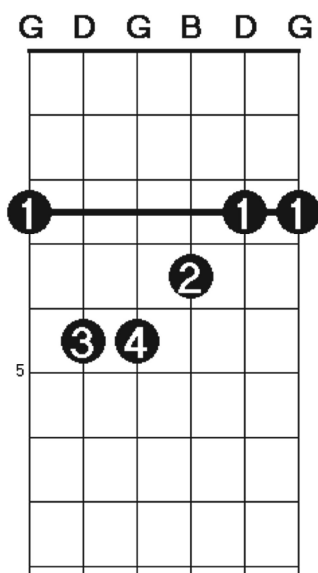
root notes on the 5th and 6th strings.

			3		5		7		9		12	
A	A#/Bb	B	C	C#/Db	D	D#/Eb	E	F	F#/Gb	G	G#/Ab	A
E	F	F#/Gb	G	G#/Ab	A	A#/Bb	B	C	C#/Db	D	D#/Eb	E

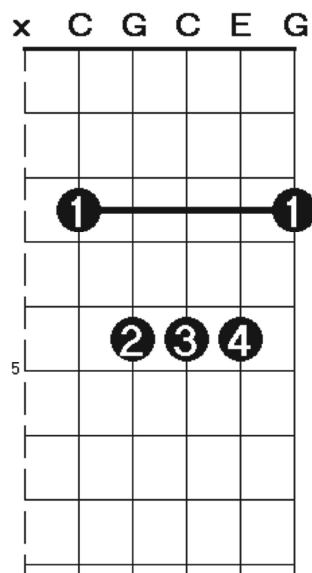
FULL BARRE CHORDS

The last moveable chord form that we will look at are full barre chords. We will look at major and minor chords forms with the root notes on the 6th and 5th strings.

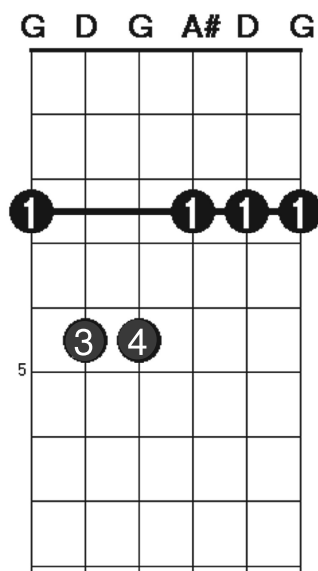
Major



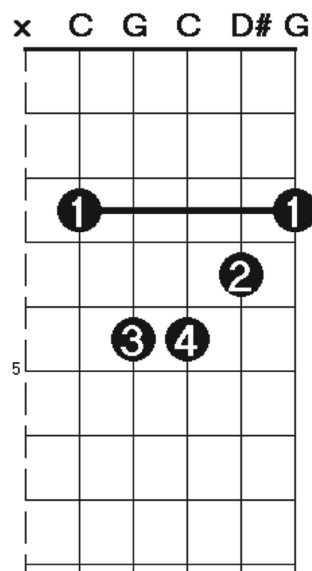
Root 6th string



Root 5th string



Root 6th string



Root 5th string

	3		5		7		9		12			
A	A#/Bb	B	C	C#/Db	D	D#/Eb	E	F	F#/Gb	G	G#/Ab	A
E	F	F#/Gb	G	G#/Ab	A	A#/Bb	B	C	C#/Db	D	D#/Eb	E

SCALES - 8

Major Pentatonic

The final scale that we will look at in this book is the Major Pentatonic scale.

The diagram shows the C Major Pentatonic scale with the root on the 5th and 6th strings

